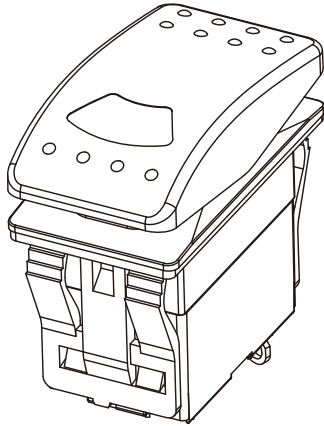


NEW!



**SPECIFICATIONS:**

CONTACT RATING: 20(8)A, 16(8)A 125~250VAC, 16A 30VDC.  
 ELECTRICAL LIFE: 30,000 make-and-break cycles at full load.  
 CONTACT RESISTANCE: 20m-ohms max. initial @2-4VDC  
 INSULATION RESISTANCE: 500VDC 100M-ohms min.  
 DIELECTRIC STRENGTH: 1,500VAC for 1 minute.  
 RESISTOR: 12V with 1K-Ohms, 24V with 2.2K-Ohms.  
 SOLDERING TEMPERATURE: Hand soldering 350°C for max. 3sec.  
 OPERATING TEMPERATURE: -20°C to +85°C

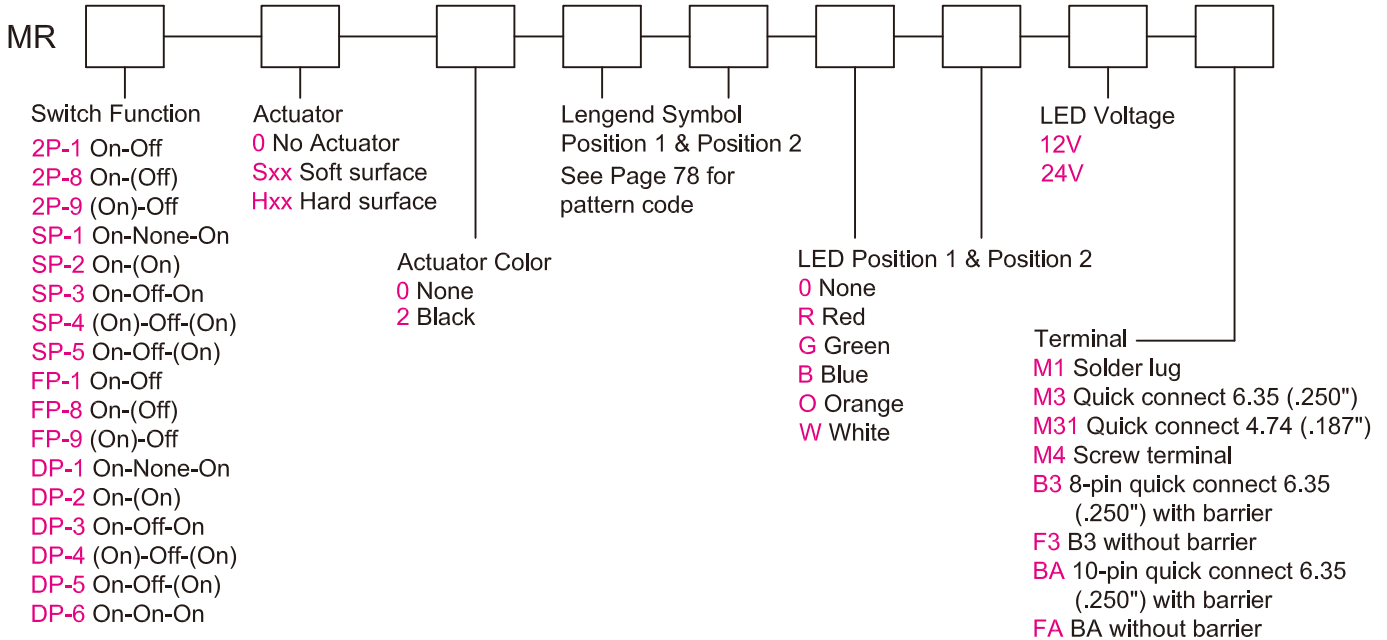
**MATERIALS:**

BASE: PBT UL94V-0.  
 ACTUATOR: PC (Hard surface) or TPR (Soft surface).  
 COVER: Nylon 66 UL94V-0.  
 ACTUATOR BLOCK: PC UL94V-0.  
 PIVOT PIN: PBT UL94V-0.  
 SPRING: Stainless steel.  
 CONTACT: Copper, silver rivet.  
 TERMINAL: Brass, tin plated.  
 SEAL: Silicone.  
 LAMP: LED.

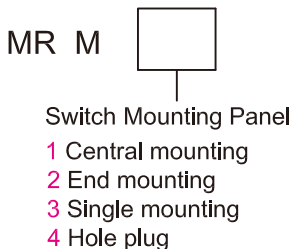
Specifications and Dimensions subject to change

If your preferred product configuration is not shown, please contact our sales representative for custom design.

**HOW TO ORDER SYSTEM**

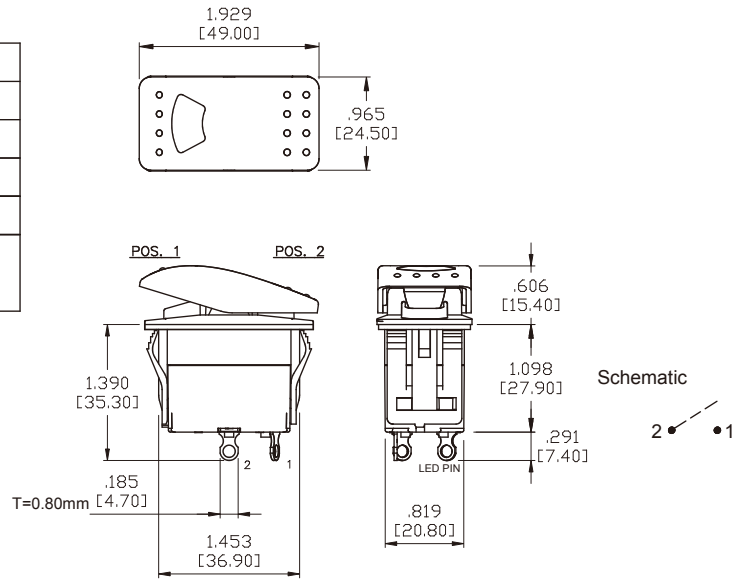


To order attachable mounting panel, please specify series name followed by the word "M" and the panel option.



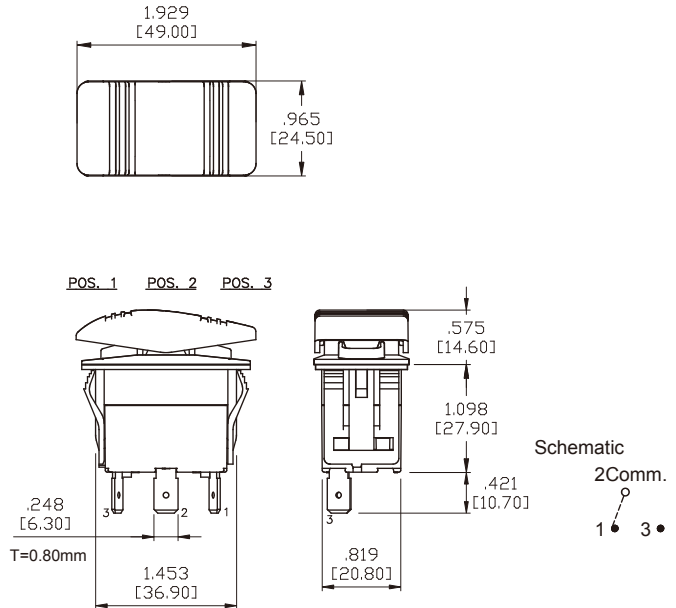
## SPST

Model No.	Switching Position		
	POS. 1		POS. 2
2P-1	ON	NONE	OFF
2P-8	ON	NONE	(OFF)
2P-9	(ON)	NONE	OFF
Term. Comm.	2-1	N/A	OPEN



## SPDT

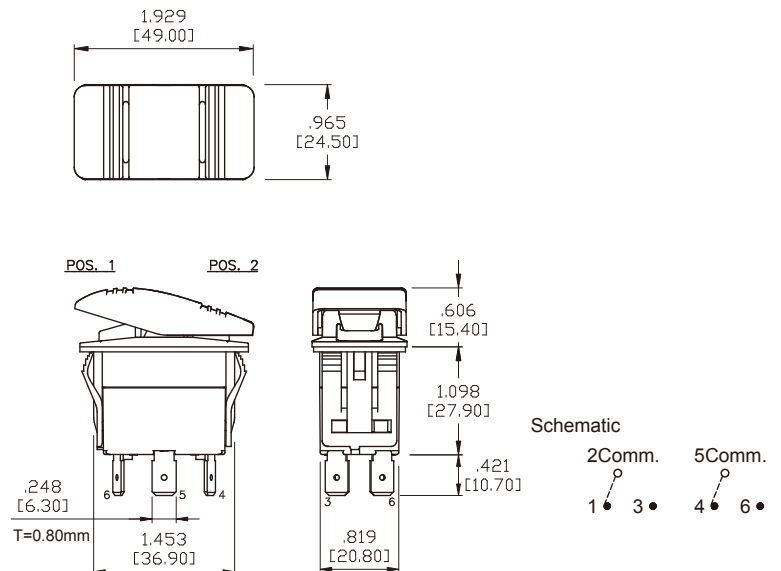
Model No.	Switching Position		
	POS. 1	POS. 2	POS. 3
SP-1	ON	NONE	ON
SP-2	ON	NONE	(ON)
SP-3	ON	OFF	ON
SP-4	(ON)	OFF	(ON)
SP-5	ON	OFF	(ON)
Term. Comm.	2-1	OPEN	2-3



## DPDT

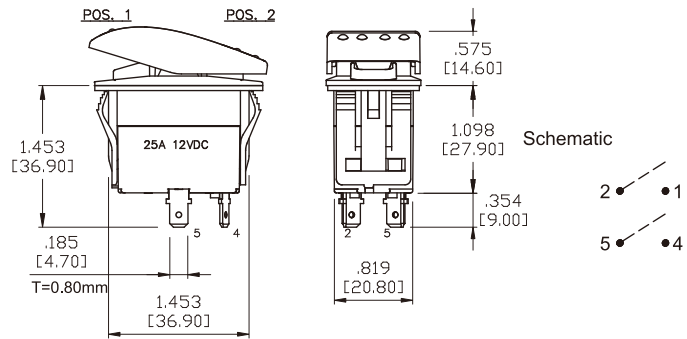
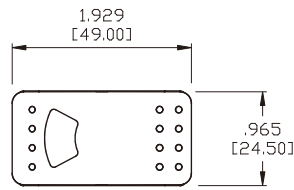
Model No.	Switching Position		
	POS. 1	POS. 2	POS. 3
DP-1	ON	NONE	ON
DP-2	ON	NONE	(ON)
DP-3	ON	OFF	ON
DP-4	(ON)	OFF	(ON)
DP-5	ON	OFF	(ON)
Term. Comm.	2-1,5-4	OPEN	2-3,5-6

Model No.	Switching Position		
	POS. 1	POS. 2	POS. 3
DP-6	ON	ON	ON
Term. Comm.	2-1,5-4	2-1,5-6	2-3,5-6

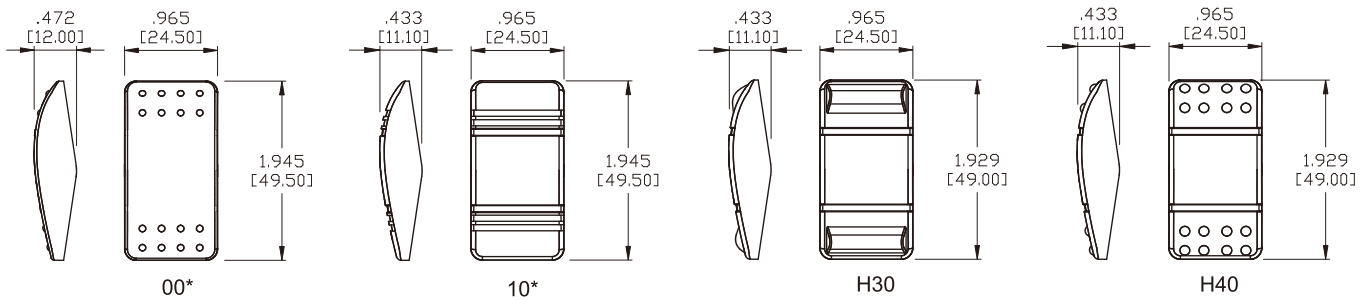


DPST

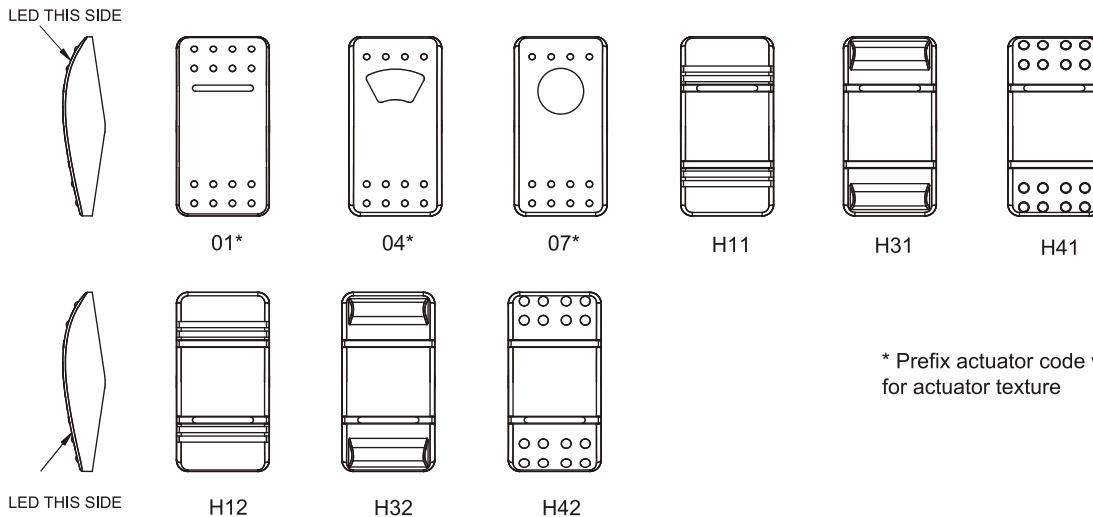
Model No.	Switching Position		
	POS. 1		POS. 2
FP-1	ON	NONE	OFF
FP-8	ON	NONE	(OFF)
FP-9	(ON)	NONE	OFF
Term. Comm.	2-1,5-4	N/A	OPEN



## ACTUATOR OPTIONS

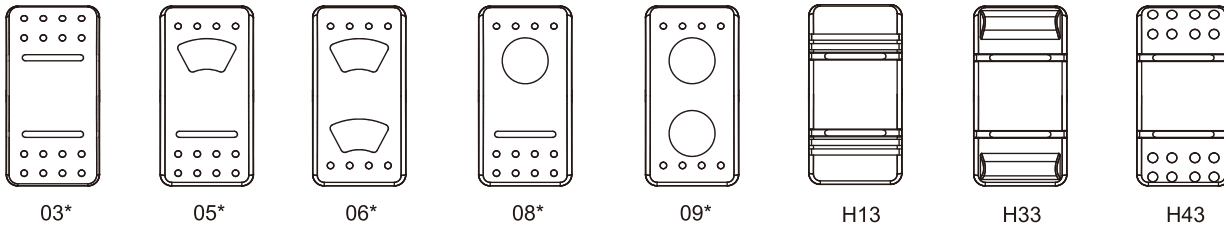


## ACTUATOR WITH SINGLE LED OPTIONS



\* Prefix actuator code with S (Soft) or H (Hard) for actuator texture

ACTUATOR WITH DUEL LED OPTIONS



\* Prefix the code with S (Soft) or H (Hard) for actuator texture

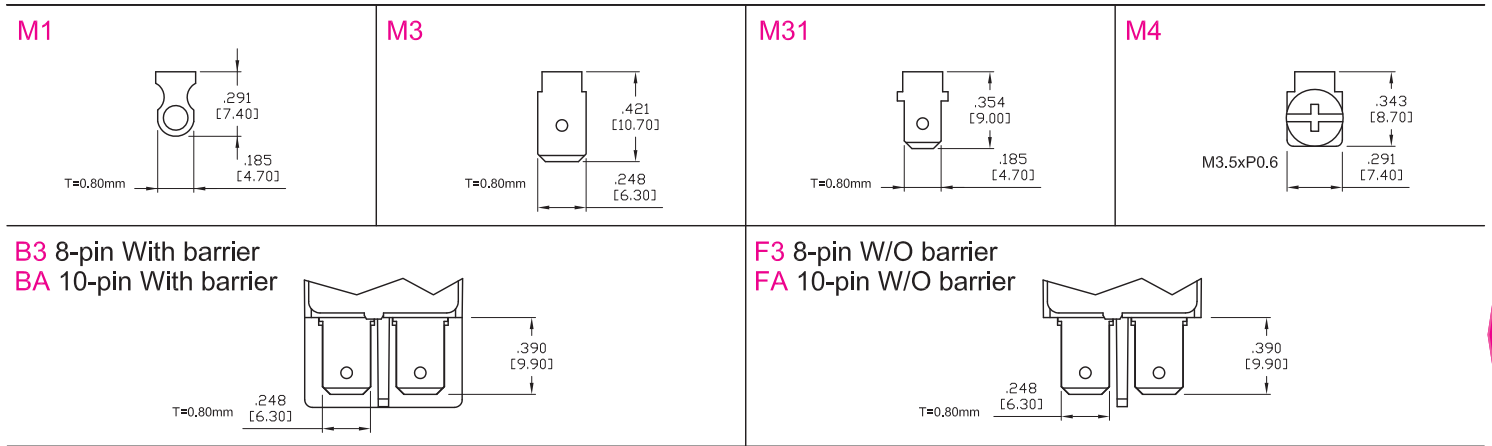
ACTUATOR COLOR OPTIONS

Code	Color
0	Without Actuator
2	Black

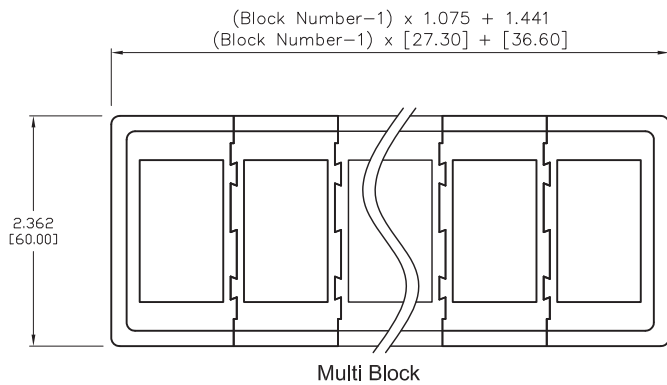
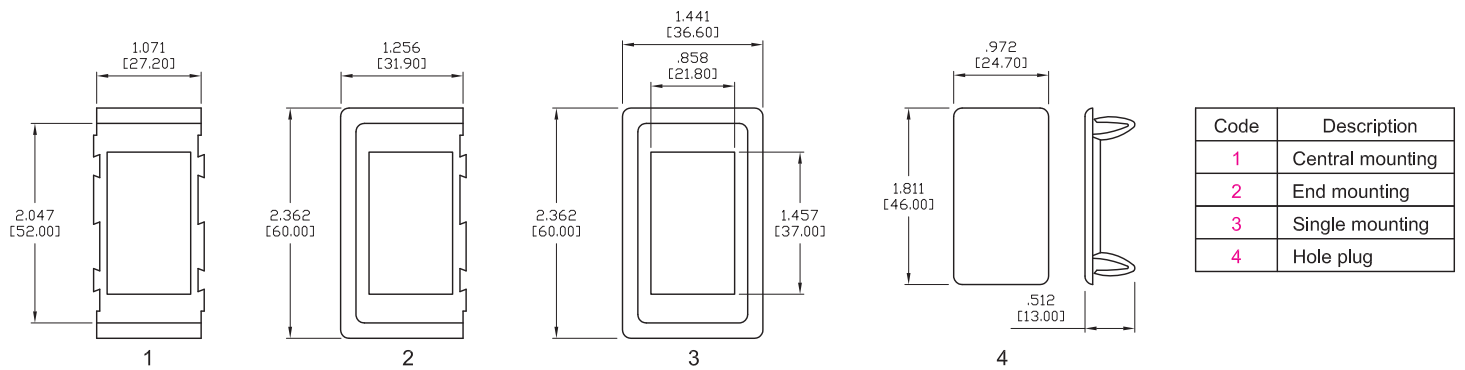
LED COLOR OPTIONS

Code	Color
R	Red
G	Green
B	Blue
O	Orange
W	White
0	No LED

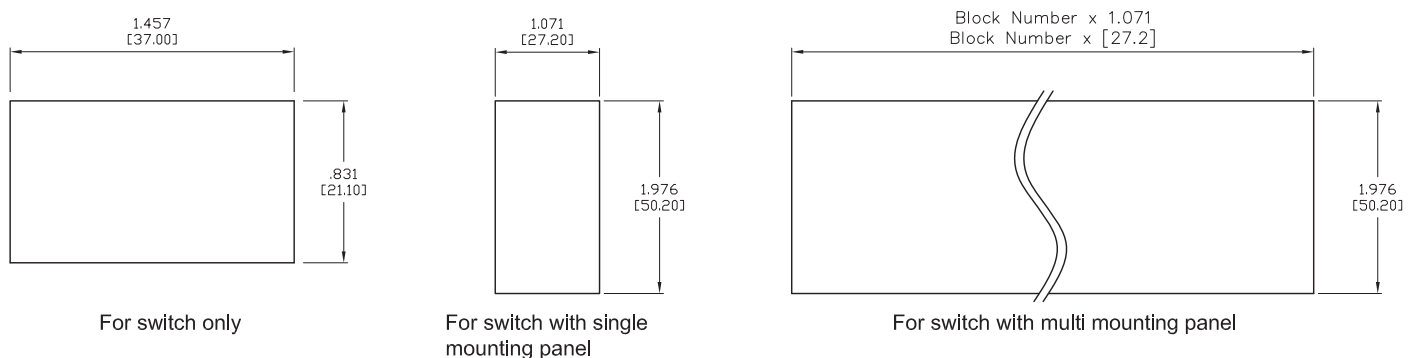
## TERMINATION OPTIONS



## SWITCH MOUNTING PANEL OPTIONS



## PANEL CUTOUT



Toggle

Rocker

Slide

Pushbutton

AV



















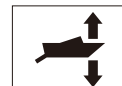



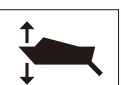




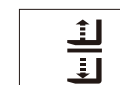






























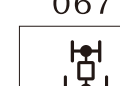

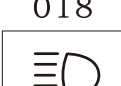











Rotary

Tact

Touch Key

Miscellaneous

LEGEND & SYMBOL OPTIONS

					BILGE PUMP		UP	
001	011	021	031	041	051	061	071	081
					WATER PUMP		DOWN	
002	012	022	032	042	052	062	072	082
					ENG HATCH			
003	013	023	033	043	053	063	073	083
					HORN			
004	014	024	034	044	054	064	074	084
					BLOWER			
005	015	025	035	045	055	065	075	085
					NAV LTS			
006	016	026	036	046	056	066	076	086
	BATTERY PARALLEL				COURT LTS			
007	017	027	037	047	057	067	077	087
					PANEL LTS		HIGH	LIGHT
008	018	028	038	048	058	068	078	088
					ANCH LTS	WIPER	LOW	
009	019	029	039	049	059	069	079	089
					TRIM TAB	BILGE		
010	020	030	040	050	060	070	080	090